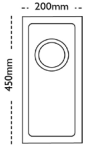
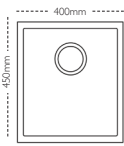
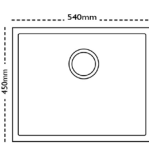
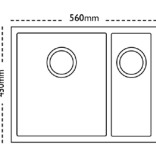
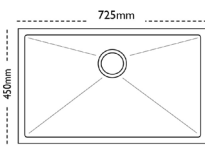




# DECA

Deca is a superb example of minimalist practicality and style, featuring a 10mm corner radii across all models. Each Deca model can be installed as an inset or undermount.

	DECA 50	DECA 100	DECA 105	DECA 150	DECA XL
					
Material	Stainless Steel	Stainless Steel	Stainless Steel	Stainless Steel	Stainless Steel
Finish / Colour Choice	Polished	Polished	Polished	Polished	Polished
Application	Inset / Undermount	Inset / Undermount	Inset / Undermount	Inset / Undermount	Inset / Undermount
Unit Dimensions mm (F-B)	450	450	450	450	450
Unit Dimensions mm (L-R)	200	400	540	560	725
No. Bowls	1	1	1	1.5	1
1 <sup>st</sup> Bowl Length mm (F-B)	410	410	410	410	410
1 <sup>st</sup> Bowl Width mm (L-R)	160	360	500	340	685
1 <sup>st</sup> Bowl Depth mm	140	200	200	200	200
2 <sup>nd</sup> Bowl Length mm (F-B)	-	-	-	410	-
2 <sup>nd</sup> Bowl Width mm (L-R)	-	-	-	160	-
2 <sup>nd</sup> Bowl Depth mm	-	-	-	140	-
Drainer	-	-	-	-	-
Min Cabinet Size mm	300	500	600	600	800
Min Cabinet Size mm (u/mount)	300	500	600	600	800
Inset Cut Out mm (F-B)	420	420	420	420	420
Inset Cut Out mm (L-R)	170	370	510	544	695
Undermount Cut Out	Use Template	Use Template	Use Template	Use Template	Use Template
Waste	1 x Revolution	1 x Revolution	1 x Revolution	2 x Revolution	1 x Revolution
Overflow	1 x Rectangular	1 x Rectangular	1 x Rectangular	2 x Rectangular	1 x Rectangular
Suitable for WDU	No	Yes	Yes	Yes	Yes
Taphole Ø mm	-	-	-	-	-
Taphole predrilled	-	-	-	-	-
Weight kg (unpacked)	4.16	7.05	8.0	9.0	9.6
Weight kg (packed)	5.20	8.80	9.30	9.9	12.4
Packed Dimensions mm (F-B)	560	710	710	710	995
Packed Dimensions mm (L-R)	255	600	600	600	595
Packed Depth mm	185	280	280	280	270
Guarantee	Lifetime	Lifetime	Lifetime	Lifetime	Lifetime

STAINLESS STEEL / DECA